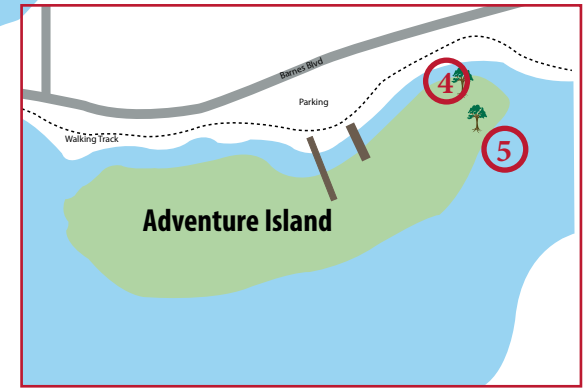
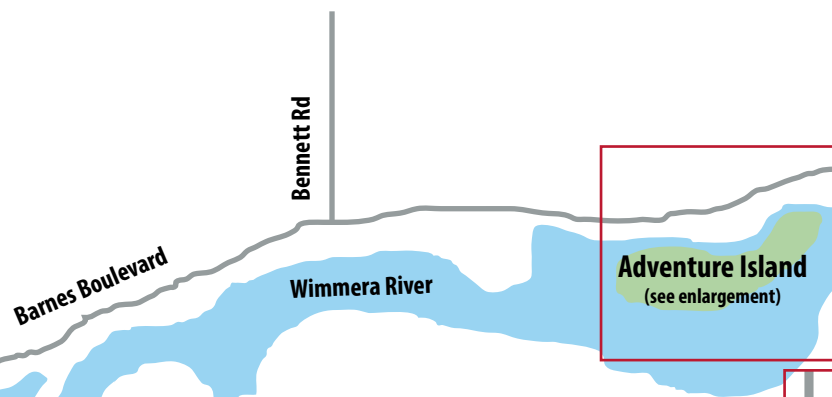
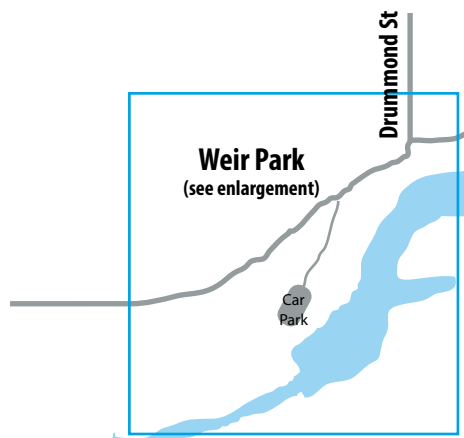
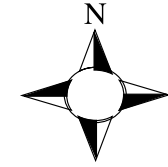
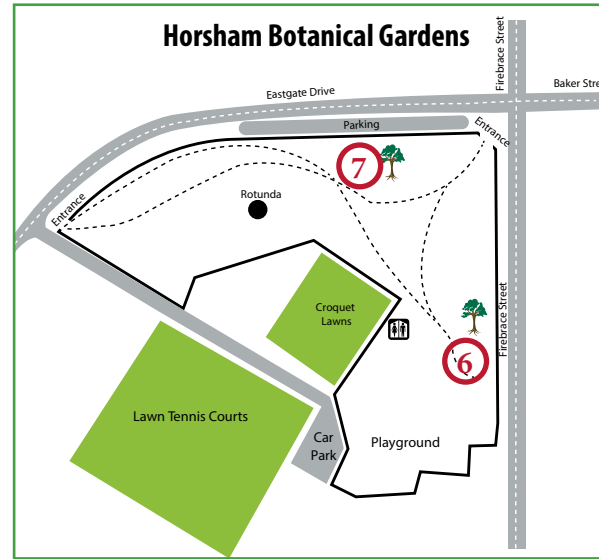
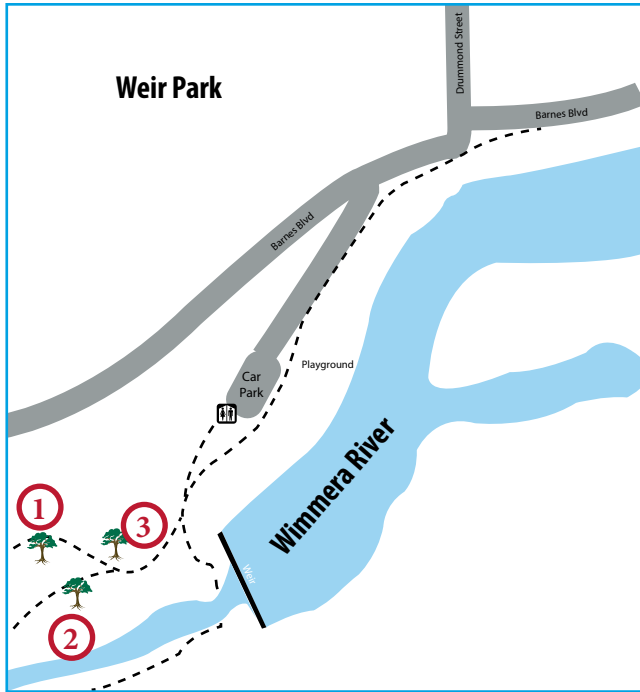


Trees Tell Tall Tales

Follow the map and listen to the trees tell a story.



Trees Tell Tall Tales

About...

Trees Tell Tall Tales in an 'Art is...' project encouraging parents and children to enjoy the outdoors while engaging in an activity which promotes the enjoyment of reading. Follow the story trail along the Wimmera River in Horsham and listen to the trees tell their stories.

You will need...

A map (see reverse side)
A smart phone.

What to do...

1. Locate the story trees

Locate each of the 7 story trees on the map (You can use your map reading skills or type the GPS coordinates into the search line of Google Maps or Apple Maps.)

GPS Coordinates

Type the number between the brackets into the search line of Google or Apple maps exactly as listed below including the minus sign, comma and space and navigate your way to the tree.

- Tree 1 (-36.730507, 142.174912)
- Tree 2 (-36.730770, 142.175201)
- Tree 3 (-36.730495, 142.175278)
- Tree 4 (-36.724899, 142.194748)
- Tree 5 (-36.725140, 142.194809)
- Tree 6 (-36.721443, 142.199402)
- Tree 7 (-36.721012, 142.19814)

2. Listen to a story

At each story tree you will find a sign with a QR Code.
Use your camera or a QR reader on your phone to read the QR code. This will take you to an audio recording on your phone for you to listen to the tree's story. (You might like to take a picnic blanket to sit under the tree while you listen.)

Test your smart phone using this QR Code.



To test if your device can read QR Codes, open your Camera app and point it steady for 2-3 seconds towards the QR Code you want to scan. Whenever scanning is enabled, a notification will appear. If nothing happens, you may have to go to your Settings app and enable QR Code scanning. If QR Codes isn't an option in your settings, your device unfortunately can't scan QR Codes natively. You'll have to download a third-party QR Code reader app. This sample QR code will take you to the Art is... website.

3. Name the animal

On the sign by each tree, you will also find a secret animal.
Correctly identify 4 animals and write their names on the entry form opposite.

4. Enter the competition

The first 200 correct entrants to return their form to the Wimmera Regional Library in Horsham will win a free children's book. (One entry per child). (Competition commenced 5 June 2019 and will run until all prizes have been claimed.)

An Art is... outdoors activity

Correctly name 4 of the animals on the 'Trees Tell Tall Tales' story adventure trail for a chance to win one of 200 free children's books. (Competition commenced 5 June 2019 and will run until all prizes have been claimed.)

Present your entry at :

Wimmera Regional Library
28 McLachlan St
Horsham

Library hours:

8.30am - 5.30pm Monday - Friday
9.30 - 1.00 pm Saturday

Entry Form

Child's Name: _____

Tree Number	Name the Animal
1	
2	
3	
4	
5	
6	
7	

